

Standards of Learning (SOL) Testing Overview

Betrys Huffman, Director,
Office of Student Testing,
Instructional Services Department



Purpose of Discussion

- Review the history of Virginia testing expectations
- Understand how student test results are reflected in school accountability
- Know where to find additional resources on SOL testing



History of SOL Testing in Virginia



SOL Test Content

- 1994 - State initiative
- 2001 - No Child Left Behind federal requirements
- 2009/2010 - College-career ready standards
- Periodic standards/test revisions, every 6-8 years



SOL Test Format

- 2009/2010 - Technology enhanced items (TEI)
- 2016/2017/2018 - Computer adaptive tests (CAT)
- Alternate tests
 - Virginia Alternate Assessment Program (VAAP)
 - Virginia Grade Level Alternative (VGLA)



Student Results and Accountability



“Story” of a Student Test Result

Student

Earns **PASS** or
FAIL on test;
*Data point for
instructional
planning*

School

Views total
PASSING out of
total **TESTS**;
*Data point for
school planning*

State

Calculates
ADJUSTED,
COMBINED rates;
*Data point for
accreditation*



Where to Find More Information



School or Division

Enter School or Division



<http://schoolquality.virginia.gov/>

Virginia School Quality Profile

Hayfield Elementary

GENERAL SCHOOL INFORMATION

Category: Elementary (PK-08) School

Phone: 703-924-4500

Address: 7633 Telegraph Rd Alexandria, VA 22315

Principal: Ms. Jessica R. Lewis

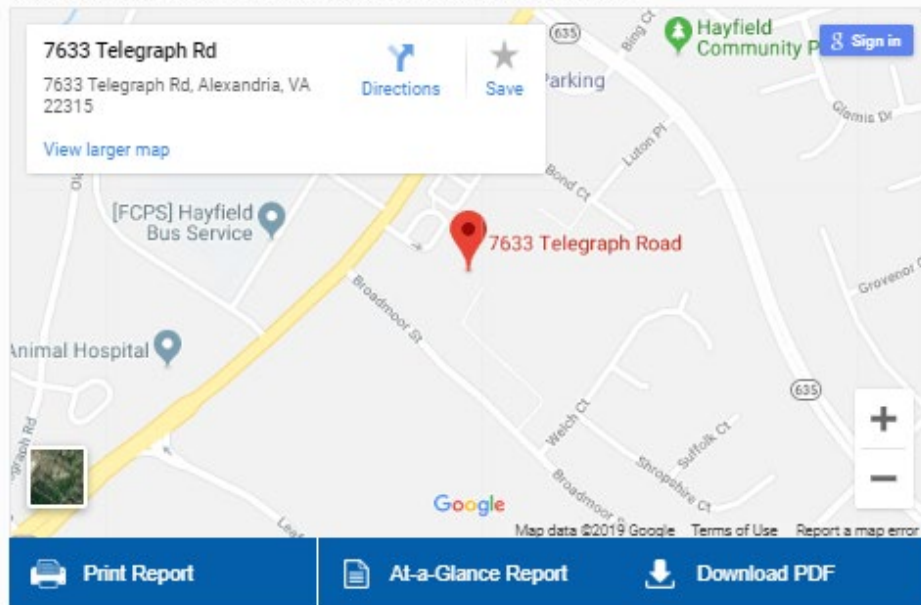
Superintendent: Dr. Scott S. Brabrand

Region: 4

Division: Fairfax County Public Schools

[Division Website](#)

Map results may not reflect school division or attendance zone boundaries.



A Google Maps interface showing the location of Hayfield Elementary. A red pin marks the school at 7633 Telegraph Road. A white information box is open over the pin, displaying the address: 7633 Telegraph Rd, Alexandria, VA 22315. The box includes 'Directions' and 'Save' buttons, and a 'View larger map' link. The map shows surrounding streets like Broadmoor St, Weitch Ct, and Suffolk Ct, and nearby landmarks like [FCPS] Hayfield Bus Service and an Animal Hospital. A 'Hayfield Community P' location is also visible. The bottom of the map interface has a blue bar with three buttons: 'Print Report', 'At-a-Glance Report', and 'Download PDF'. The Google logo and copyright information are also present.



Accreditation

Assessments

Enrollment

Finance

Learning Climate

Teacher Quality


ESSA



Virginia School Quality Profile


ACCREDITATION

Accreditation Status This Year: **Accredited**
Annual Waiver: **2016 through 2018**

School Quality Indicators

ACADEMIC ACHIEVEMENT		
English	Level One	
Mathematics	Level One	
Science	Level One	

ACHIEVEMENT GAPS		
English	Level One	
Mathematics	Level One	

STUDENT ENGAGEMENT & OUTCOMES		
Chronic Absenteeism	Level One	

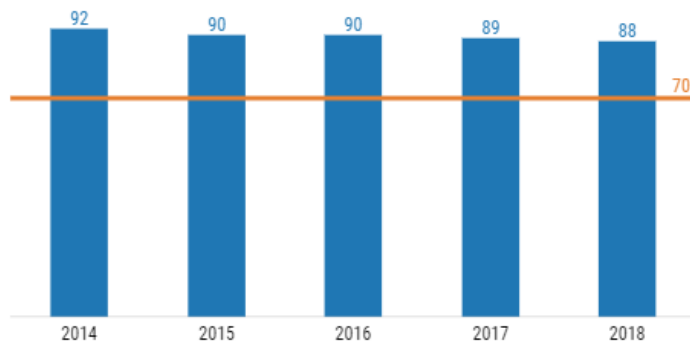
Accredited: All indicators at Level One or Level Two or Waiver

VDOE School Quality Profile

Mathematics Level One 

Mathematics Academic Achievement: All Students

The school quality indicator for academic achievement in mathematics provides equal credit for students who pass state mathematics tests and for non-passing students who showed significant improvement.



English **Math** Science

All Students Black White Asian Hispanic

Students with Disabilities Economically Disadvantaged English Learners

FCPS Equity Profile



Equity Profile

<https://www.fcps.edu/node/37447>



FCPS Equity Profile



Equity Profile - Goal 1: Student Success

We commit to reach, challenge, and prepare every student for success in school and life.



Equity Profile - Goal 2: Caring Culture

We commit to foster a responsive, caring, and inclusive culture where all feel valued, supported, and hopeful.

3rd GRADE READING SOL

FCPS is committed to making sure all students read on grade level by the end of third grade. Studies show that reading proficiency by the end of third grade can be a critical benchmark in projecting a child's educational development and future success.

3rd
Grade
Reading
SOL
Data

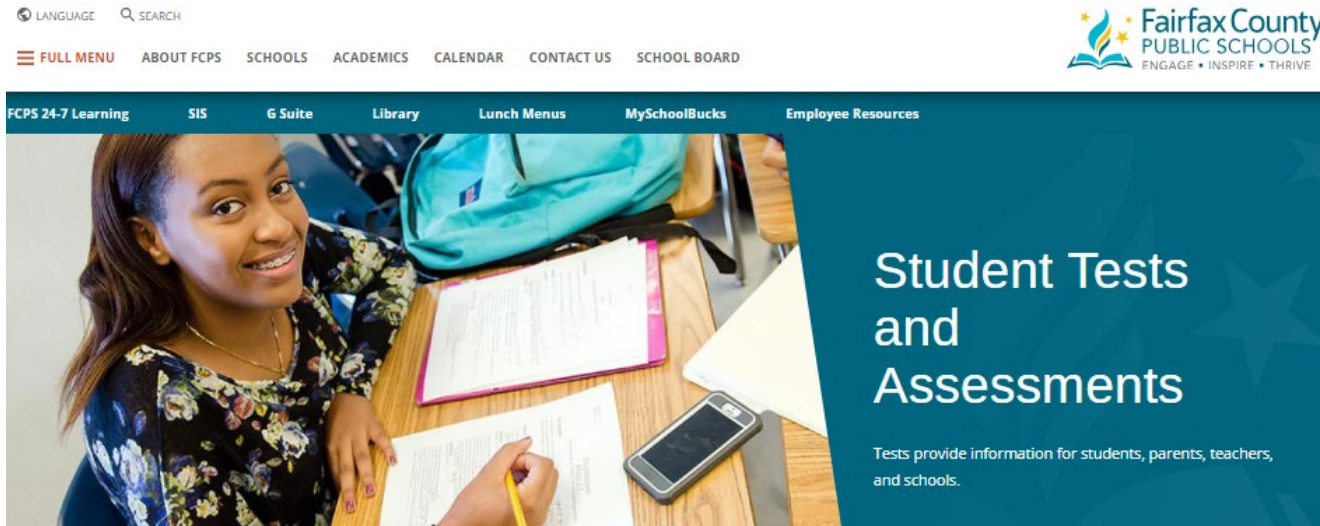
CHRONIC ABSENTEEISM

Regular attendance is critical to success in school. A student is considered chronically absent if he or she misses more than 10 percent of instructional days during the school year. FCPS works to reduce chronic absenteeism by partnering with parents, students and the larger community to identify and eliminate barriers to attending school. Regular school attendance leads to improved academic performance and on-time graduation.

Chronic
Absenteeism
Data

FCPS Tests and Assessments

www.fcps.edu/about-fcps/performance-and-accountability/student-assessment



LANGUAGE SEARCH

FULL MENU ABOUT FCPS SCHOOLS ACADEMICS CALENDAR CONTACT US SCHOOL BOARD

Fairfax County PUBLIC SCHOOLS
ENGAGE • INSPIRE • THRIVE

FCPS 24-7 Learning SIS G Suite Library Lunch Menus MySchoolBucks Employee Resources

Student Tests and Assessments

Tests provide information for students, parents, teachers, and schools.

The screenshot shows a student sitting at a desk with a blue backpack, looking at a document. The website header includes a search bar and a navigation menu. The main banner features the text 'Student Tests and Assessments' and a sub-headline 'Tests provide information for students, parents, teachers, and schools.' The background of the banner is a dark teal color with a subtle pattern of white stars.

Student Tests and Assessments



Testing Information for Families

Rights and responsibilities related to testing.



Grade Level Tests

Each grade level features specific testing requirements.



Accessing and Understanding Test Results

Know how to access and understand your child's test results.



Review Purpose

- Review the testing history
- Understand how results reflect in accountability
- Know where to find more information



Questions



Contact

Betrys Huffman

bjhuffman@fcps.edu

571-423-1400

